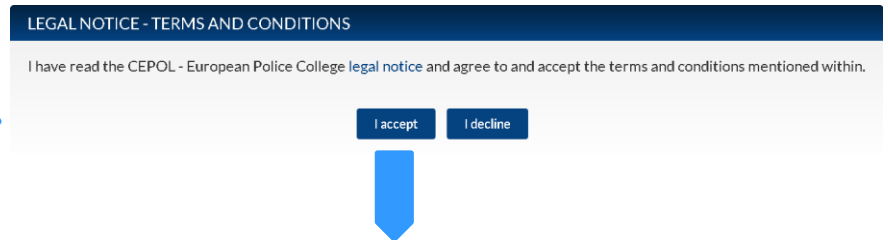


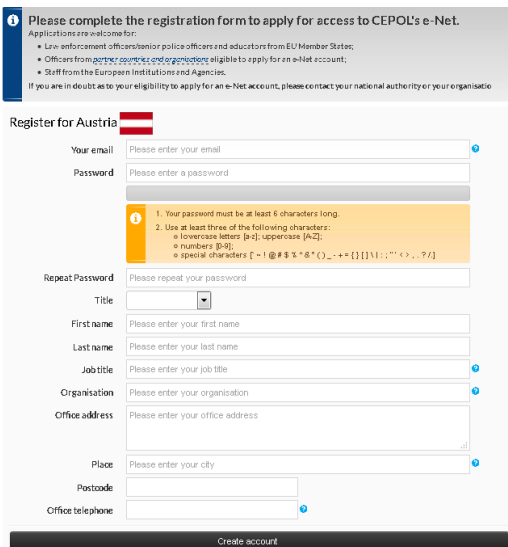
1. Go to <http://enet.cepol.europa.eu/> and click 'Register Now'

2. Accept terms and conditions



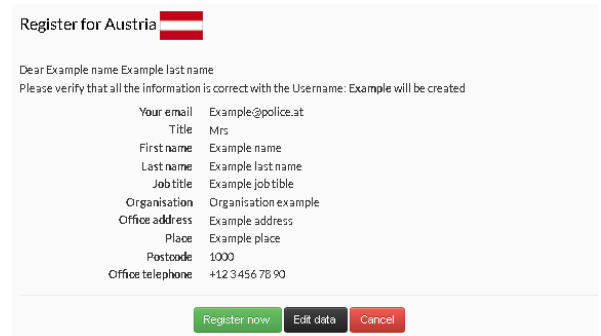
4. Complete form* and click 'Create account'

3. Select your country or organisation



5. Check data and click 'Register now'

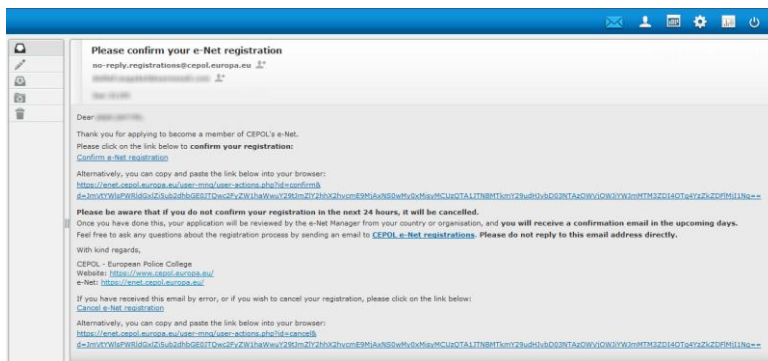
* Form may differ per country/organisation.



6. Screen notification of e-Net registration

You have successfully completed your e-Net registration.
Please check your email account now and confirm your registration on the email that we have just sent you. You need to do this in the next 24 hours; otherwise your registration will be cancelled. If you don't receive this email soon, please contact [CEPOL e-Net Registrations](#).
Once you have confirmed your registration, your application will be reviewed by the e-Net Manager from your country or organisation, and you will receive a confirmation email in the upcoming days.
Many thanks for your interest in CEPOL.
With kind regards,
CEPOL - European Police College
Website: <http://www.cepol.europa.eu>
e-Net: <http://enet.cepol.europa.eu>

7. Confirm registration: click link in mail



- What happens next?**
- The e-Net Manager reviews application
 - User receives e-mail after account is approved
 - Ready to login at <http://enet.cepol.europa.eu>

The registration assistant guides applicants through the process.

