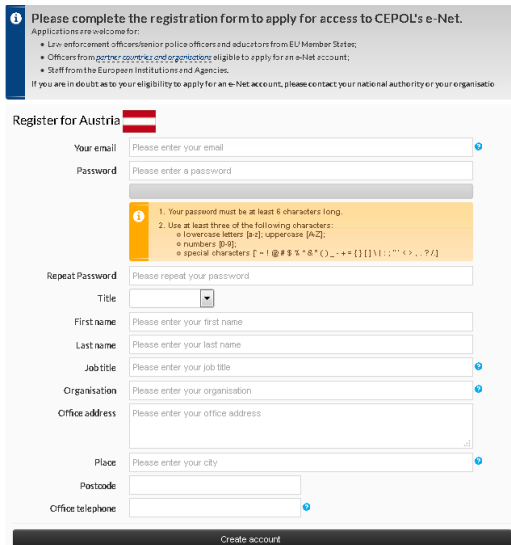


1. Отворете <http://enet.cepol.europa.eu/> и кликнете 'Register Now'.

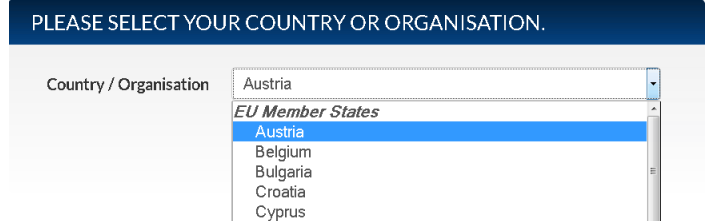
2. Приемете общите условия.



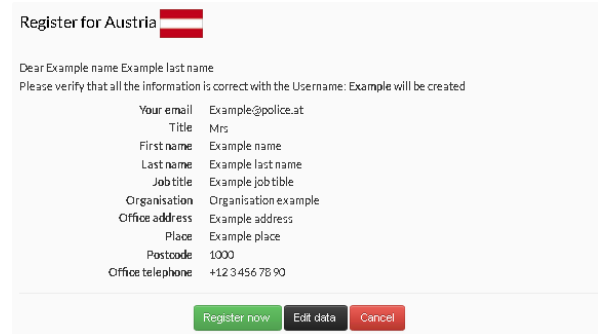
4. Попълнете формуляра\* и кликнете 'Create account'.



3. Изберете Вашата страна или организация.



5. Проверете данните и кликнете 'Register now'.

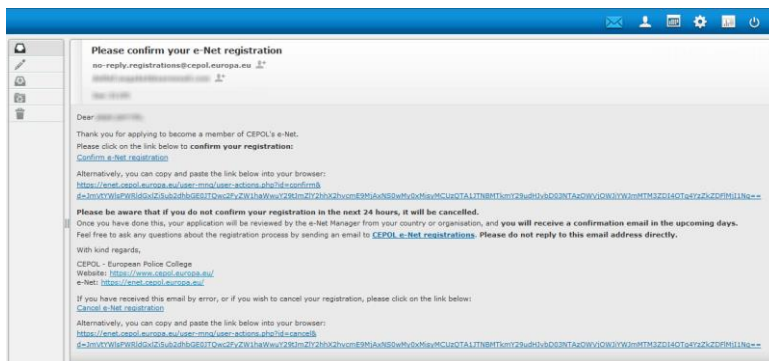


\* Формулярът може да е различен за всяка страна/организация.

6. Уведомление за Вашата e-Net регистрация.

You have successfully completed your e-Net registration.  
Please check your email account now and confirm your registration on the email that we have just sent you. You need to do this in the next 24 hours; otherwise your registration will be cancelled. If you don't receive this email soon, please contact [CEPOL e-Net Registrations](#).  
Once you have confirmed your registration, your application will be reviewed by the e-Net Manager from your country or organisation, and you will receive a confirmation email in the upcoming days.  
Many thanks for your interest in CEPOL.  
With kind regards,  
CEPOL - European Police College  
Website: <http://www.cepol.europa.eu>  
e-Net: <http://enet.cepol.europa.eu>

7. Потвърдете регистрацията: кликнете върху линка в пощата.



### Какво се случва след това?

- Е-Net мениджърът разглежда искането;
- Потребителят получава е-мил след като акаунтът е одобрен;
- Готови сте да се логнете на <http://enet.cepol.europa.eu>

Регистрационният асистент направлява кандидатите през процеса.

