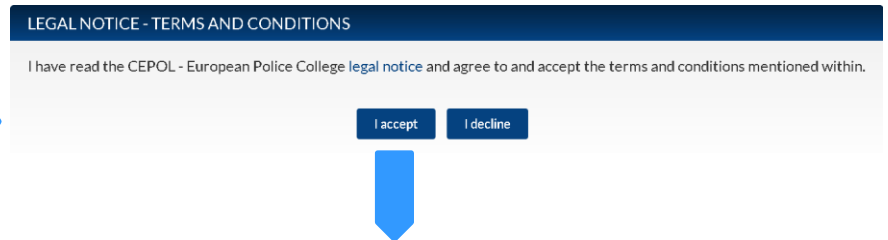


1. Allez sur le site: <http://enet.cepol.europa.eu/>
et cliquez sur « Register Now »

2. Acceptez les termes et conditions



3. Sélectionnez votre pays ou organisation

4. Complétez le formulaire* et cliquez sur "Create account"

Please complete the registration form to apply for access to CEPOL's e-Net.

Applications are welcome for:

- Law enforcement officers/police officers and educators from EU Member States;
- Officers from partner countries and organisations eligible to apply for an e-Net account;
- Staff from the European Institutions and Agencies.

If you are in doubt as to your eligibility to apply for an e-Net account, please contact your national authority or organisation.

Register for Austria

Your email: Please enter your email

Password: Please enter a password

Repeat Password: Please repeat your password

Title: [Dropdown]

First name: Please enter your first name

Last name: Please enter your last name

Job title: Please enter your job title

Organisation: Please enter your organisation

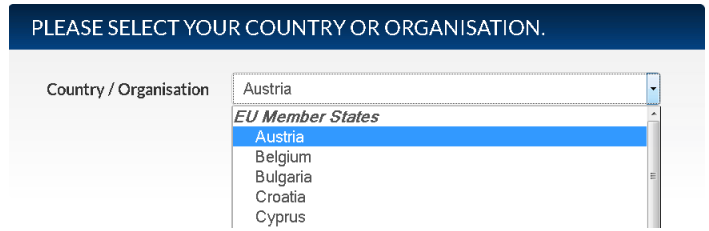
Office address: Please enter your office address

Place: Please enter your city

Postcode: [Input]

Office telephone: [Input]

Create account



5. Vérifiez les informations et cliquez sur "Register now"

Register for Austria

Dear Example name Example last name
Please verify that all the information is correct with the Username: Example will be created

Your email	Example@police.at
Title	Mrs
First name	Example name
Last name	Example last name
Job title	Example job title
Organisation	Organisation example
Office address	Example address
Place	Example place
Postcode	1000
Office telephone	+12 3 456 78 90

Register now **Edit data** **Cancel**

* Le document peut différer selon le pays ou l'organisation.

6. Lisez la notification de confirmation

You have successfully completed your e-Net registration.

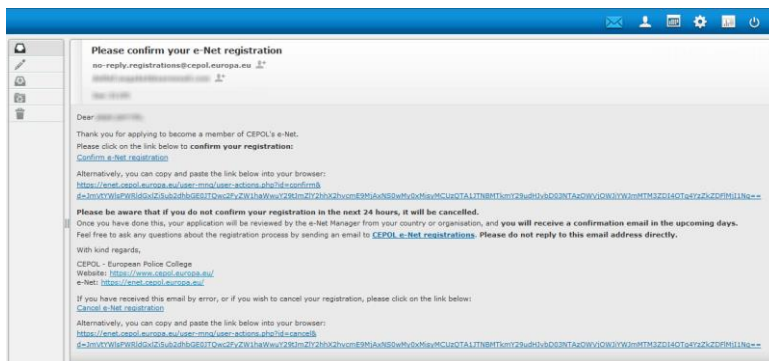
Please check your email account now and confirm your registration on the email that we have just sent you. You need to do this in the next 24 hours; otherwise your registration will be cancelled. If you don't receive this email soon, please contact [CEPOL e-Net Registrations](#).

Once you have confirmed your registration, your application will be reviewed by the e-Net Manager from your country or organisation, and you will receive a confirmation email in the upcoming days.

Many thanks for your interest in CEPOL.

With kind regards,
CEPOL - European Police College
Website: <http://www.cepol.europa.eu>
e-Net: <http://enet.cepol.europa.eu>

7. Confirmez l'enregistrement en cliquant sur le lien du mail.



Que se passe-t-il ensuite?

- Vous gestionnaire national e-Net (NeM) va vérifier votre demande ;
- Vous recevrez un courriel vous notifiant la validation de votre compte ;
- Vous pouvez vous connecter.

L'assistant d'enregistrement vous guide durant le processus.

