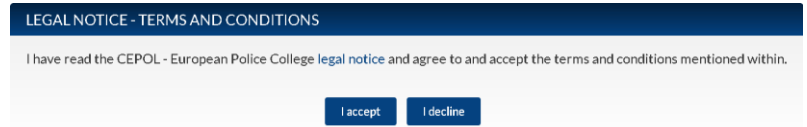


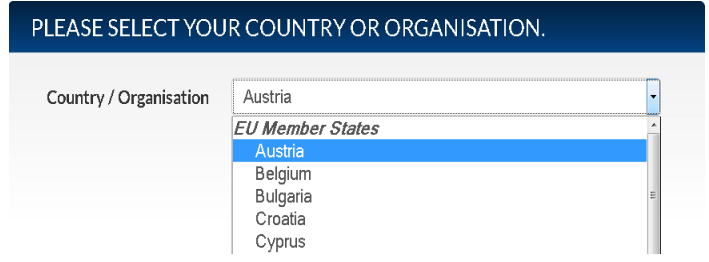
1. Chodte na (napíšte do internetového prehliadača) <http://enet.cepol.europa.eu/> a kliknite na 'Register Now'

2. Prijmite 'I accept' podmienky registrácie



4. Vyplňte formulár * a kliknite na 'Create account'

3. Zvoľte svoju krajinu a organizáciu



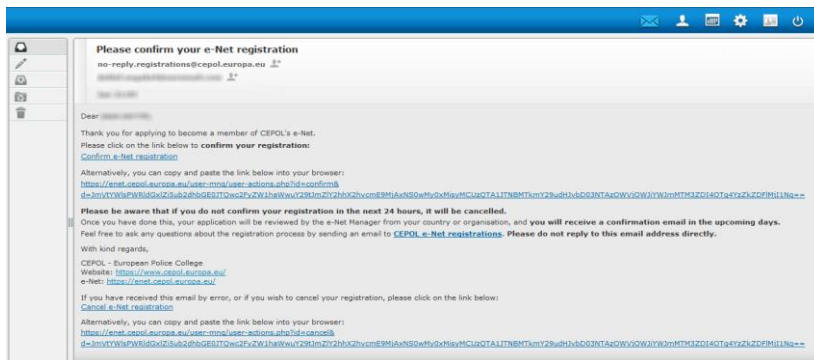
5. Skontrolujte údaje a kliknite na 'Register now'

* Formulár sa môže odlišovať.

6. Potvrdenie registrácie na obrazovke počítača

You have successfully completed your e-Net registration.
Please check your email account now and confirm your registration on the email that we have just sent you. You need to do this in the next 24 hours; otherwise your registration will be cancelled. If you don't receive this email soon, please contact [CEPOL e-Net Registrations](#).
Once you have confirmed your registration, your application will be reviewed by the e-Net Manager from your country or organisation, and you will receive a confirmation email in the upcoming days.
Many thanks for your interest in CEPOL.
With kind regards,
CEPOL - European Police College
Website: <http://www.cepol.europa.eu>
e-Net: <http://enet.cepol.europa.eu>

7. Potvrďte registráciu: a to kliknutím na hyperlink (odkaz) v potvrdzujúcom e-maily, ktorý dostanete!



Čo sa stane potom ?

- Národný e-Net Manažér posúdi danú žiadosť
- Úžívateľ dostane potvrdzujúci e-mail po schválení žiadosti
- Následne sa môžete sa prihlásiť na stránke <http://enet.cepol.europa.eu/>

The registration assistant guides applicants through the process.

